

Miniature Laparoscopy For animals less than 10 kg



Faster Recovery and Healing

An essential instrument set for any zoo, lab animal or pet veterinarian
– less traumatic than ever!

Fields of application

- ovariectomy / ovari hysterectomy
- rabbit oophorectomy
- avian castration
- avian salpingohysterectomy
- chelonian oophorectomy
- exploratory laparoscopy in cats, puppies, ferrets and rabbits
- large liver biopsy in cats, puppies and birds
- avian airsacculitis debridement (e.g. aspergillosis)
- lap-assisted cystoscopy
- lap-assisted enterectomy / enterotomy
- enterostomy tube placement
- abscess / granuloma / tumor resection

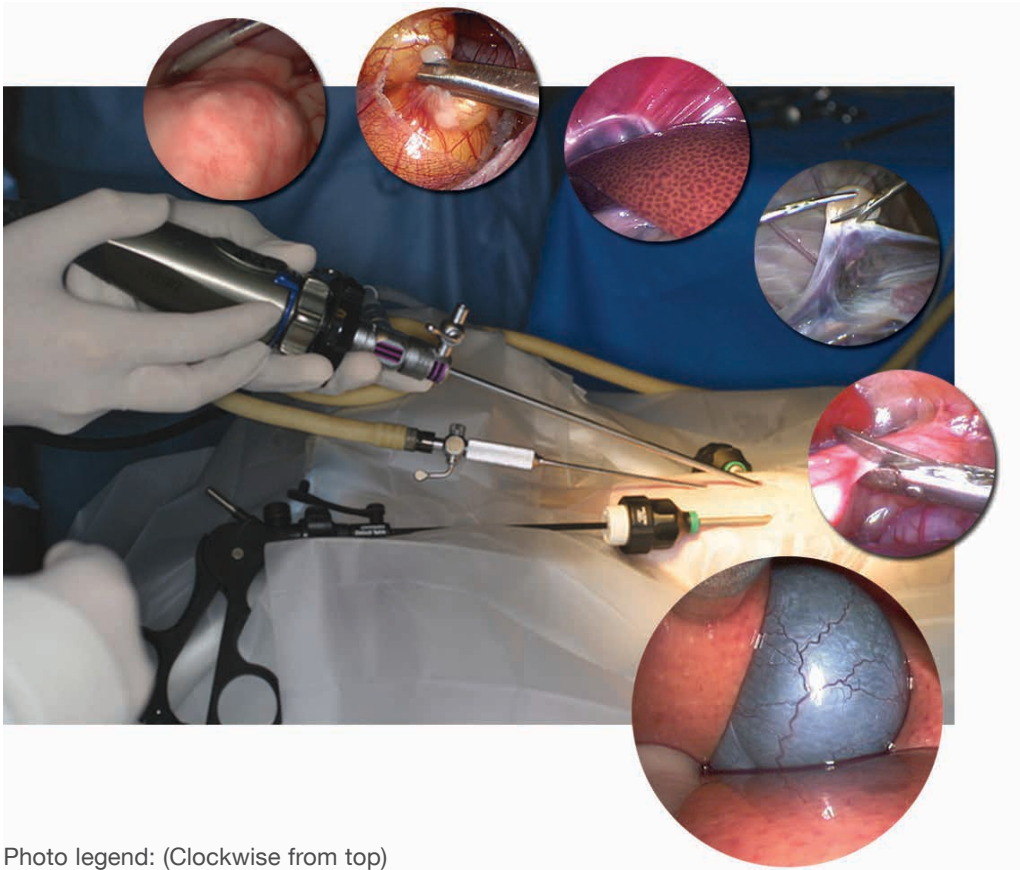


Photo legend: (Clockwise from top)

1. Enlarged mesenteric lymph node-lymphoma
2. Endoscope assisted ovariectomy in turtle
3. Feline cholangitis
4. Iguana castration
5. Pigeon salpingohysterectomy
6. Hepatic lipidosis

Photos 1, 3, 6, courtesy of Dr. David Twedt, Colorado State University / Photos 2, 4, 5, courtesy of Dr. Stephen Divers, University of Georgia

Miniature Laparoscopy

For animals less than 10 kg

Take advantage of the new 3 mm HOPKINS® telescope and instruments from KARL STORZ for bright, enlarged views in smaller patients such as cats, puppies, ferrets, birds, small mammals and reptiles. Or expand the capabilities of your 2.7 mm multi-purpose rigid telescope, by adding light-weight miniature trocars and instruments for multiple puncture surgical procedures.

Telescope, 3 mm enlarged view



7220AA




0°

7220AA

HOPKINS® Straight Forward Telescope 0°, enlarged view, diameter 3 mm, length 14 cm, **autoclavable**, fiber optic light transmission incorporated, color code: green

Multi-Purpose Rigid Telescope, 2.7 mm



64029BA



30°

64029BA

HOPKINS® Forward-Oblique Telescope 30°, enlarged view, diameter 2.7 mm, length 18 cm, **autoclavable**, fiber optic light transmission incorporated, color code: red



64018US

64018US

Examination and Protection Sheath, diameter 3.5 mm, working length 17 cm, for use with HOPKINS® Telescope 64029BA

Trocar, 3.5 mm, for use with 3 mm telescopes and instruments



- 62114GK **Trocar**, size 3.5 mm, color code: green including:
Cannula, with outer thread, working length 5 cm, with LUER-Lock connector for insufflation
Trocar only, with pyramidical tip
Silicone Leaflet Valve

Trocar, 3.9 mm, for use with Telescope 64029BA and Protection Sheath 64018US



- 62117GK **Trocar**, size 3.9 mm, color code: red including:
Cannula, with outer thread, working length 5 cm, with LUER-Lock connector for insufflation
Trocar only, with pyramidical tip
Silicone Leaflet Valve

Palpation Probes, 3 mm






- 26167TS **Palpation Probe**, with cm-markings, size 3 mm, length 20 cm
- 26167T **Palpation Probe**, with cm-markings, size 3 mm, length 30 cm


Forceps and Scissors

CLICKLINE – rotational, can be dismantled,
with Connector Pin for Unipolar Coagulation


Size 3 mm, length 20 cm, Multiple puncture approach


Operating instruments, length 20 cm, for use with trocar size 3.5 mm


Length	Handle		
	33121	33122	33123
20 cm			

Number of Outer Sheath with Insert	Catalog number for the complete instrument		
30310ULS	30321ULS	30322ULS	30323ULS
	CLICKLINE REDDICK-OLSEN Dissecting and Grasping Forceps, robust		

30310MDS	30321MDS	30322MDS	30323MDS
	CLICKLINE KELLY Dissecting and Grasping Forceps		

30310MES	30321MES		
	CLICKLINE Grasping Forceps		

30310DBS	30321DBS		
	CLICKLINE BLAKESLEY Dissecting and Biopsy Forceps		

30310MWS	30321MWS		
	CLICKLINE Scissors, serrated, curved, conical		

Bipolar Forceps



- 26184HCS **TAKE-APART® Bipolar Coagulating Forceps**, with connector pin for bipolar coagulation, width of jaws 1 mm, size 3 mm, length 20 cm including:
Bipolar Ring Handle
Outer Sheath
Forceps Insert

Bipolar Coagulation Forceps



- 841216 **Bipolar Coagulation Forceps**, insulated, straight, blunt, tip 1 mm, length 16 cm



- 842216 **Same**, angled tip



High Frequency Cord required for use with Bipolar Coagulation Forceps



- 847000E **Bipolar High Frequency Cord**, length 300 cm, for AUTOCON® II 400 SCB systems (111, 113, 115, 122, 125), AUTOCON® II 200, AUTOCON® II 80, KARL STORZ Coagulator 26021B/26021C/26021D, 860021B/860021C/860021D, 27810B/27810C/27810D, 28810B/28810C/28810D, AUTOCON® systems (50, 200, 350), Erbe-Coagulator, T and ICC series and KARL STORZ bipolar coagulation forceps

Insufflation



- 62432501 **CO₂ ENDO-ARTHROFLATOR-VET**, power supply 100-240 VAC, 50/60 H including:
Silicon Tubing Set, sterilizable
Universal Wrench
Gas Filter, sterile, for single use, package of 10

The pressure hose and CO₂ bottles must be ordered separately



- 62120J **VERESS Pneumoperitoneum Needle**, with spring-loaded blunt stylet, LUER-Lock, **autoclavable**, diameter 2.1 mm, length 10 cm

AUTOCON® III VET

The AUTOCON® III VET is a versatile electrosurgical unit that can be used in bipolar or unipolar mode for a variety of surgical procedures. It delivers precise coagulation and cutting in both endoscopic and open procedures.

KARL STORZ offers an assortment of instruments for use with the AUTOCON® III VET, for use in a wide range of veterinary applications.



UH301E

AUTOCON® III VET, BIVASCULAR, power supply 220-240 VAC, 50/60 Hz, including mains cord

HF connecting sockets unipolar:

1x 3-pin US type

1x 5 mm connector KARL STORZ/Erbe VIO

HF connecting sockets bipolar:

1x 2-pin US type (28.58)

2x KARL STORZ/Erbe VIO

Connecting socket:

Neutral electrode 2-pol

Can be integrated into OR1™ with KARL STORZ OR1™ SCB control WU300

System requirements: SCB R-UI Software Release 20090001-46 or higher

UH301U

Same, power supply 100-127 VAC, including mains cord, US version



26176LE

Bipolar High Frequency Cord, length 300 cm




26005M

Unipolar High Frequency Cord, with 5 mm plug, length 300 cm



27806US

Neutral Electrode Connecting Cable, for 27802 to 20535220 version -112 and -116



27802

Neutral Electrode, contact surface divided into two, A = 169 cm², for single use, package of 50, for use with AUTOCON® 50/200/350 and AUTOCON® II 400 all versions (Connecting Cable 27806US), AUTOCON® III 400 / AUTOCON® III 300, Connecting Cable 27806US required



UF902

Two-Pedal HF Footswitch, with button for switchover function, for use with HF generators

See catalog, *Veterinary Endoscopy, Small Animals*, for a full range of instruments for use with the AUTOCON® III VET



Register now to start receiving FREE client referrals for endoscopy procedures.

More than
75
Years

*Shaping the Future
of Endoscopy with you*

STORZ
KARL STORZ—ENDOSKOPE

THE DIAMOND STANDARD

KARL STORZ SE & Co. KG
Dr.-Karl-Storz-Straße 34, 78532 Tuttlingen/Germany
Postbox 230, 78503 Tuttlingen/Germany
Phone: +49 7461 708-0
Fax: +49 7461 708-105
E-Mail: vet@karlstorz.com
www.karlstorz.com

